

LF792 Datasheet

LOW-FLOW PRESSURE REGULATOR



Gas
 Liquid
 Diaphragm
 Piston
 Self-Vent
 Non-Vent
 Max Inlet: 1,034 bar (15,000 psi)
 Max Outlet: 1,034 bar (15,000 psi)
 Cv 0.1



INTRODUCING THE LF792...

The LF792 is a piston-sensed low-flow pressure regulator with a Tecasint® seat for use on high pressure gases. It uses a range of precision-machined sensing elements to provide pressure control up to 1,034 bar (15,000 psi).

The LF792 features an **unbalanced main valve** as standard for up to 1,034 bar (15,000 psi) inlet pressure with a flow coefficient of 0.1. Alternatively, a balanced option can be supplied with up to 690 bar (10,000 psi) inlet pressure and a flow coefficient of 0.3.

The LF792 offers all of the same great features as the LF692, but with enhanced support on the seat cartridge.

STANDARD MATERIALS OF CONSTRUCTION

PART	MATERIALS
Body and Bonnet	AISI 316/316L Stainless Steel (UNS S31600/S31603)
Main Valve Pin	Inconel® Alloy 718 (UNS N07718)
Seat	Tecasint®
Valve Spring	AISI 302 Stainless Steel (UNS S30200)
Piston	AISI 316/316L Stainless Steel (UNS S31600/S31603)
Handwheel	Nylon
O-Rings	NBR
Loading Spring	Silicon Chrome Wire

SPECIFICATION

LF792:		Balanced	Unbalanced
Tecasint®	Max. Inlet:	690 bar (10,000 psi)	1,034 bar (15,000 psi)
	Cv	0.3	0.05 / 0.1

Outlet Ranges	Up to 1,034 bar (15,000 psi)
Design Proof Pressure	150% max. working pressure
Seat Leakage	In accordance with ANSI/FCI 70-3
Weight	4.5kg (9.9lbs)

* Pressure regulator rating may be limited by connection type, Cv and/or seat material

FEATURES AND BENEFITS

1 PISTON SENSING ELEMENT

Perfect for use in challenging conditions.

2 ENHANCED SUPPORT ON THE SEAT

Offers prolonged service life.

3 SEGREGATED CAPTURED VENT

Prevents deterioration to loading mechanism and allows media to be piped off to return tank. Ideal for toxic or hazardous gases.

4 EASY ACCESS TO SEAT CARTRIDGE

Simplified servicing through base of regulator.

Product availability and specifications contained herein are subject to change without notice. Consult local distributor or factory for potential revisions and/or service related issues. Pressure Tech Ltd support with product selection recommendations only - it is the users responsibility to ensure the product is suitable for their specific application requirements.



DESIGNED AND BUILT IN THE UK

PRESSURE TECH LTD
 Unit 24, Graphite Way, Hadfield, Glossop, Derbyshire, UK, SK13 1QH
 T +44 (0)1457 899 307
 E sales@pressure-tech.com
 W www.pressure-tech.com

110520

PAGE:
1 OF 4

LF792 Datasheet

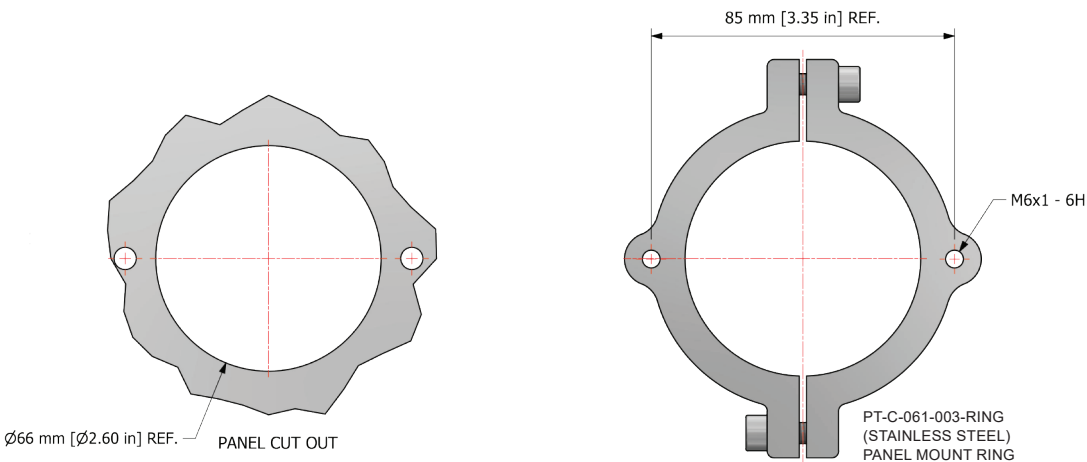
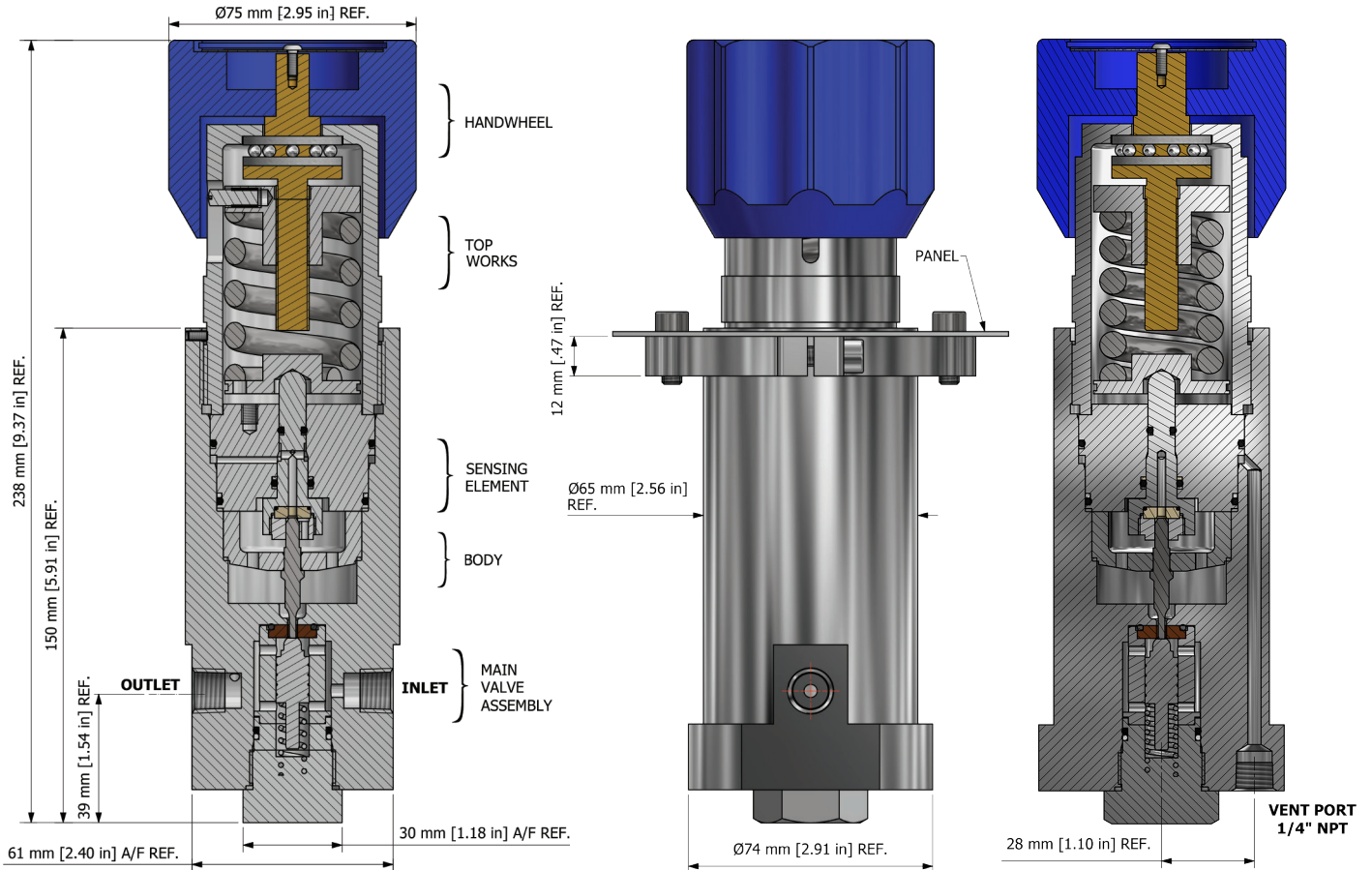
LOW-FLOW PRESSURE REGULATOR



● Gas ● Liquid |
 ● Diaphragm ● Piston |
 ● Self-Vent ● Non-Vent |
 Max Inlet: 1,034 bar (15,000 psi) |
 Max Outlet: 1,034 bar (15,000 psi) |
 Cv 0.1

DRAWINGS AND INSTALLATION DIMENSIONS

Dimensions shown for 1/4" NPT option - please contact the office for additional connection options.



Note: All gauge ports are 1/4" NPT as standard.
 Maximum 690 bar (10,000 psi) supply pressure on NPT - use MP for higher pressures.

Product availability and specifications contained herein are subject to change without notice. Consult local distributor or factory for potential revisions and/or service related issues. Pressure Tech Ltd support with product selection recommendations only - it is the users responsibility to ensure the product is suitable for their specific application requirements.



DESIGNED AND BUILT IN THE UK

PRESSURE TECH LTD

Unit 24, Graphite Way, Hadfield, Glossop, Derbyshire, UK, SK13 1QH
 T +44 (0)1457 899 307
 E sales@pressure-tech.com
 W www.pressure-tech.com

110520

PAGE: 2 OF 4

LF792 Datasheet

LOW-FLOW PRESSURE REGULATOR

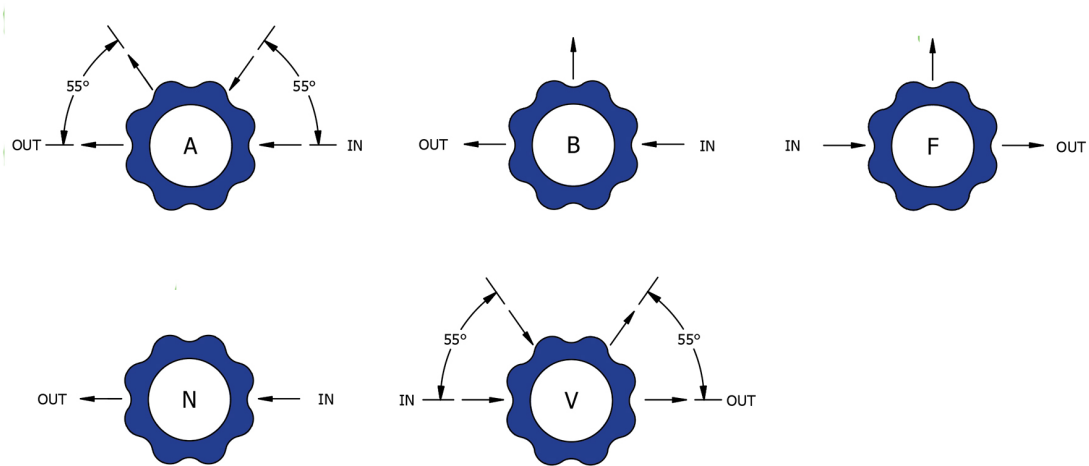


● Gas ● Liquid | ● Diaphragm ● Piston | ● Self-Vent ● Non-Vent | Max Inlet: 1,034 bar (15,000 psi) | Max Outlet: 1,034 bar (15,000 psi) | Cv 0.1

FLOW CURVE

Please contact the office for further information.

PORTING CONFIGURATIONS



Note:

Additional porting configurations are available - please contact the office for further information.

Product availability and specifications contained herein are subject to change without notice. Consult local distributor or factory for potential revisions and/or service related issues. Pressure Tech Ltd support with product selection recommendations only - it is the users responsibility to ensure the product is suitable for their specific application requirements.



DESIGNED AND BUILT IN THE UK

PRESSURE TECH LTD
Unit 24, Graphite Way, Hadfield, Glossop, Derbyshire, UK, SK13 1QH
T +44 (0)1457 899 307
E sales@pressure-tech.com
W www.pressure-tech.com

110620

PAGE:
3 OF 4

LF792 Datasheet

LOW-FLOW PRESSURE REGULATOR



Gas
 Liquid
 Diaphragm
 Piston
 Self-Vent
 Non-Vent
 Max Inlet: 1,034 bar (15,000 psi)
 Max Outlet: 1,034 bar (15,000 psi)
 Cv 0.1

ORDERING INFORMATION

To build a Pressure Tech part number, simply combine the characters identified below in sequence:

LF792	01	S	690S	N	03A	N	NV	XXX	
REGULATOR MODEL/SERIES LF792 – Low-Flow Pressure Regulator - Piston-Sensed	CV VALUE 05 – 0.05 (max. inlet/outlet 1,034 bar/15,000 psi) 01 – 0.1 (max. inlet/outlet 1,034 bar/15,000 psi) 03 – 0.3 (max. inlet 1,034 bar/15,000 psi & max. outlet 690 bar/10,000 psi)	BODY MATERIAL** S – AISI 316/316L Stainless Steel (UNS S31600/S31603)	CONTROL PRESSURE 50 – Up to 50 bar (725 psi) 100 – Up to 100 bar (1,450 psi) 140 – Up to 140 bar (2,030 psi)*** 200 – Up to 200 bar (2,900 psi) 414 – Up to 414 bar (6,000 psi) 600 – Up to 600 bar (8,700 psi)*** 690 – Up to 690 bar (10,000 psi) 1034 – Up to 1,034 bar (15,000 psi)	LOADING MECHANISM S – Spring-Loaded A – Air-Loaded	MODIFICATIONS* Please contact the office for further information.	VENTING SV – Self-Venting (Captured) NV – Non-Venting	PORTING CONFIGURATION N - No gauge ports Please refer to page 3 for porting configuration options.	INLET/OUTLET CONNECTION** 02A – 1/4" Medium Pressure 02N – 1/4" NPT**** 03A – 3/8" Medium Pressure 03N – 3/8" NPT**** 04A – 9/16" Medium Pressure 04N – 1/2" NPT****	O-RING MATERIAL** N – NBR V – FKM/FPM H – HNBR

OPTIONAL EXTRAS		
	PART NUMBER	DESCRIPTION
Service Kit	SRK-LF792...	Various options available
Panel Mounting Ring	PT-C-061-003-RING	Stainless Steel panel mount ring
Panel Mounting Ring	PT-C-061-003-001-RING	Aluminium panel mount ring

Note: Ancillary equipment also available.

TRADEMARK: Tecasint® is a registered trademark of Ensinger GmbH

* Where applicable
 ** Other connections/materials may be available - please contact the office
 *** Air-loaded only
 **** Max. 690 bar (10,000 psi) supply pressure on NPT - use MP for higher pressures

Product availability and specifications contained herein are subject to change without notice. Consult local distributor or factory for potential revisions and/or service related issues. Pressure Tech Ltd support with product selection recommendations only - it is the users responsibility to ensure the product is suitable for their specific application requirements.



Haldatec

Phone: +61 3 9872 5822 Email: sales@haldatec.com.au Website: www.haldatec.com.au

110520

PAGE:
4 OF 4